

Address 125


SUZUKI



CLASSIC CITY STYLE



Address 125



Urban styling with classic appeal

Experience the timeless joy and exhilaration of two-wheeled urban freedom.

Enjoy the stylish beauty of curvaceous form punctuated by attractive body lines and chrome-plated accents.

Much more than just a practical, fuel-efficient scooter that delivers satisfying and responsive performance you will find ideal for everyday use, the Address 125 lets you make a statement about who you are and where you like to go.



LED Headlight and LED Position Lights

The bright LED headlight helps you see the road ahead better at night, and its bright chrome surround lends a premium touch to the Address 125's classic scooter appeal. LED position lights feature a sharp vertical design that creates a signature look. These LED lights bring the added benefit of durability and low power consumption.



Rear combination light

The rear combination light, featuring integrated turn signals, highlights the attractive appearance of the tail design.



Comfortable seat

Long and well-padded, the seat is designed to afford both you and your passenger plenty of room and to be comfortable, even when riding on cobblestones. Its carefully crafted shape is optimised to make it easy to plant your feet on the ground when stopped, despite the Address 125's ample ground clearance.



Distinctive emblems

Both the raised lettering of the nameplates on the sides and the Suzuki logo in the front center feature a bright chrome finish with a premium feel.



Tail-mounted fuel cap

This unique design facilitates easy refueling without having to open the seat. It helps avoid soiling the floorboard or bags and such that might be hanging from the utility hooks. Its attractive nature transforms a highly functional part into another stylish accent. And, because it requires a key to open, the cap helps make it secure against tampering.



Grab bar and pillion footpegs

A large grab bar wraps around the back of the seat to lend the passenger extra reassurance and comfort, while also adding stylish flair. Vibration-absorbing rubber covers the pillion footpegs to afford the passenger greater comfort.

SUZUKI ECO PERFORMANCE




Address 125



A superb blend of performance and environmental responsibility


The Address 125 does much more than excel as a daily commuter and practical ride for tackling everyday chores. It is engineered to deliver strong low-end torque, quick acceleration, and agile handling, while also achieving optimum fuel economy and Euro 5 compliant low emissions.



Efficient, powerful Suzuki Eco Performance (SEP) engine

Suzuki Eco Performance (SEP) is a forward-looking development concept aimed at optimising all aspects of engine efficiency to bring you a superb balance of environmentally responsible operation and enjoyable performance. The SEP engine is part of an overall package that is built to deliver the best of both worlds. The Address 125 excels at achieving low fuel consumption of 148.67mpg (52.6km/L)* and CO₂ emissions of 44g/km in WMTC mode testing.* At the same time, the SEP engine performs brilliantly, delivering impressive acceleration and instant response to a subtle twist of the throttle. Its powerful torque output excels in stop-and-go traffic, even when carrying a passenger. Moreover, it is a reliable single-cylinder powerplant that is easy to maintain and economical to run. And, because its air-cooled design makes it compact and lightweight, the engine also contributes to realising agile handling and to maximising rider comfort, utility, and attractive styling.

* Actual fuel consumption and CO₂ emissions may differ owing to conditions such as the weather, road, rider behavior and maintenance.



Classic-looking Instrument Cluster

The large analog speedometer in the center highlights the appeal of the Address 125's classic styling and is paired with digital information displays. One practical feature is Suzuki's Eco Drive Illumination, with long, curved lights flanking the speedometer that change from blue to green when riding in a fuel-efficient manner. A digital LCD panel positioned in the lower center display fuel level, clock, voltage, odometer, and dual trip meter displays, as well as oil change reminders. The instrumentation is designed for intuitive operation that lets you concentrate on enjoying the riding experience.

*All lights and indicators are illuminated in the photo for illustrative purposes.

*Eco Drive Illumination does not automatically improve fuel economy but may help riders refine their riding efficiency and improve fuel consumption.



Suzuki Easy Start System

Start the engine with one quick push of a button and off you go. A single switch that controls both the start and stop functions is conveniently located on the right handlebar for easy operation.



Stylish, Functional Muffler

Optimising performance extends to the muffler, which houses a catalytic converter that helps achieve Euro 5 compliance. The muffler's stylish chrome-plated cover is icing on the cake.



Cast Aluminium Wheels

Cast aluminium wheels shod with tubeless DUNLOP D307 N tyres help deliver superior running performance and positive grip on wet surfaces. Well suited to UK road conditions, these tyres contribute to a smooth ride, even on cobblestones.



Combined Brake System

Suzuki's Combined Brake System supports well-balanced braking by distributing braking force to both the front and rear wheels when the left brake lever is operated. Stable stopping power is provided by a 190mm diameter disc brake in the front and a 120mm drum brake in the rear.

*The Combined Brake System is intended only to assist braking operation. We strongly recommend that riders normally use both brake levers to control the front and rear brakes when braking.



COMFORT
PRACTICALITY
STYLE

Address 125



Convenience with street smarts

Whether heading to school, the office, or picking up some groceries along the way, the Address 125 is packed with convenient utility features that make it easier to pack whatever gear you want to carry and take to the streets feeling more confident and ready to enjoy the ride. This includes practical features that lend greater peace of mind.



USB outlet

A handy 2A USB outlet located just above the front inner pocket lets you recharge your smartphone while out riding. An attractive blue LED remains lit as long as the ignition is turned on, making the outlet easy to locate at night or in other dark conditions.

Front pocket


An inner pocket on the front left of the cockpit area gives you enough space to stow a 500ml beverage, or other small items the rider may want to keep close at hand.

- *Stowed items are shown for illustrative purposes only.
- *The weight limit for items in the front pocket is 0.5kg.
- *Do not use the front pocket to store items that are fragile, valuable, dangerous, or susceptible to heat.
- *Do not keep electronic equipment in the front pocket while riding as the vibration may cause damage.
- *Items may be displaced depending on their shape and riding conditions.
- *Using the USB outlet while the engine is idling or stopped may drain the battery. Be aware of battery drain when using the USB outlet.
- *Failure to observe the following instructions may result in damage to the scooter or connected device.
 - Do not connect any electronic device other than a mobile phone.
 - Do not use when washing the scooter or when it is raining.
- *Reattach the cap when the outlet is not in use.



Spacious floorboard

Both long and wide, the floorboard is designed to provide plenty of room for your legs, and lets you adjust your feet and find a comfortable riding position, even when carrying a passenger.



Dual utility hooks

Offering greater convenience than accessing the underseat storage are a pair of sturdy hooks that let you hang various items, including shopping bags, up front with you. The back hook can be locked to better secure items, and can be folded out of the way when not in use.

*The weight limit for each hook is 1.5kg.



Ample ground clearance

The Address 125 is designed to offer ample ground clearance for leaning well in corners and ably handling bumps in the road.



Side stand interlock system


A switch attached to the side stand prevents engine ignition while the stand is down to protect you against carelessly starting off with the stand extended. And the Address 125 is equipped with both a center stand and a side stand as standard equipment.



Underseat storage

With a practical design and capacity of 21.8L, the underseat utility compartment can accommodate shopping bags, rain gear or other items. This provides convenient space to store your items and protect them from the elements.

- *The weight limit for items in the underseat compartment is 3kg.
- *Do not use the compartment to store items that are fragile, valuable, dangerous, or susceptible to heat.



Theft deterrent key system

You can quickly open the shutter that conceals the ignition key hole using the magnetic mechanism coded to your key, even when wearing gloves. And the shutter closes again with a simple push of a button. There is also a handy function that opens the seat with the key still in the ignition.



Metallic Dark Greenish Blue (QTZ)



Metallic Matt Bordeaux Red (QMV)



Pearl Mirage White (YPA)

Specifications

Overall length	1,825mm (71.9in.)	Fuel system	Fuel injection
Overall width	690mm (27.2in.)	Starter system	Electric + Kick
Overall height	1,160mm (45.7in.)	Lubrication system	Wet sump
Wheelbase	1,265mm (49.8in.)	Transmission	CVT
Ground clearance	160mm (6.3in.)	Suspension Front	Telescopic, coil spring, oil damped
Seat height	770mm (30.3in.)	Rear	Swingarm type, coil spring, oil damped
Kerb mass	105kg (231.5lbs.)	Rake / trail	26° 30' / 89mm (3.5in.)
Engine type	4-stroke, 1-cylinder, air-cooled, SOHC	Brakes Front	Disc
Power	8.7PS (6.4kW) 6,750RPM	Rear	Drum
Torque	10.0Nm 5,500RPM	Tyres Front	90/90-12, tubeless
Fuel consumption (WMTC)	148.67MPG (52.6 km/L)	Rear	90/100-10, tubeless
CO ₂	44g/km	Ignition system	Electronic ignition (transistorised)
Bore x stroke	52.5mm x 57.4mm (2.1in. x 2.3in.)	Fuel tank capacity	5.0L (1.1 / Imp gal)
Engine displacement	124cc (7.6cu. in.)	Oil capacity (overhaul)	0.8L (0.2 / Imp qt)
Compression ratio	10.3 : 1		

Genuine Accessories



Plastic top case (27L)



Top case adapter plate

Plastic top case (27L)

A large-capacity top case adorned with the SUZUKI logo is available for the Address 125. Maximum load: 3kg / Capacity: 27L

Note: The separately sold rear carrier and top case adapter plate are required to install this accessory.

Cushion for top case

This accessory provides well-cushioned padding where the passenger's back meets the top case. Improves the riding comfort of the passenger.

Rear carrier / Top case adapter plate

These items are required in addition to the plastic top case 27L in order to mount it correctly to the Address 125.

Specifications, appearance, colours, (including body colour), equipment, materials and other aspects

of the "SUZUKI" products shown in the brochure are subject to change by Suzuki at any time without notice, and they may vary depending on local conditions or requirements. Some models are not available in some territories. Each model may be discontinued without notice. Please enquire at your local dealer for details of any such changes. All images of professional riders in controlled conditions.

- Always wear a helmet, eye protection and protective clothing.
- Enjoy riding safety.
- Read your Owner's Manual carefully.
- Never ride under the influence of alcohol or other drugs.

To find your nearest Dealer visit **bikes.suzuki.co.uk**